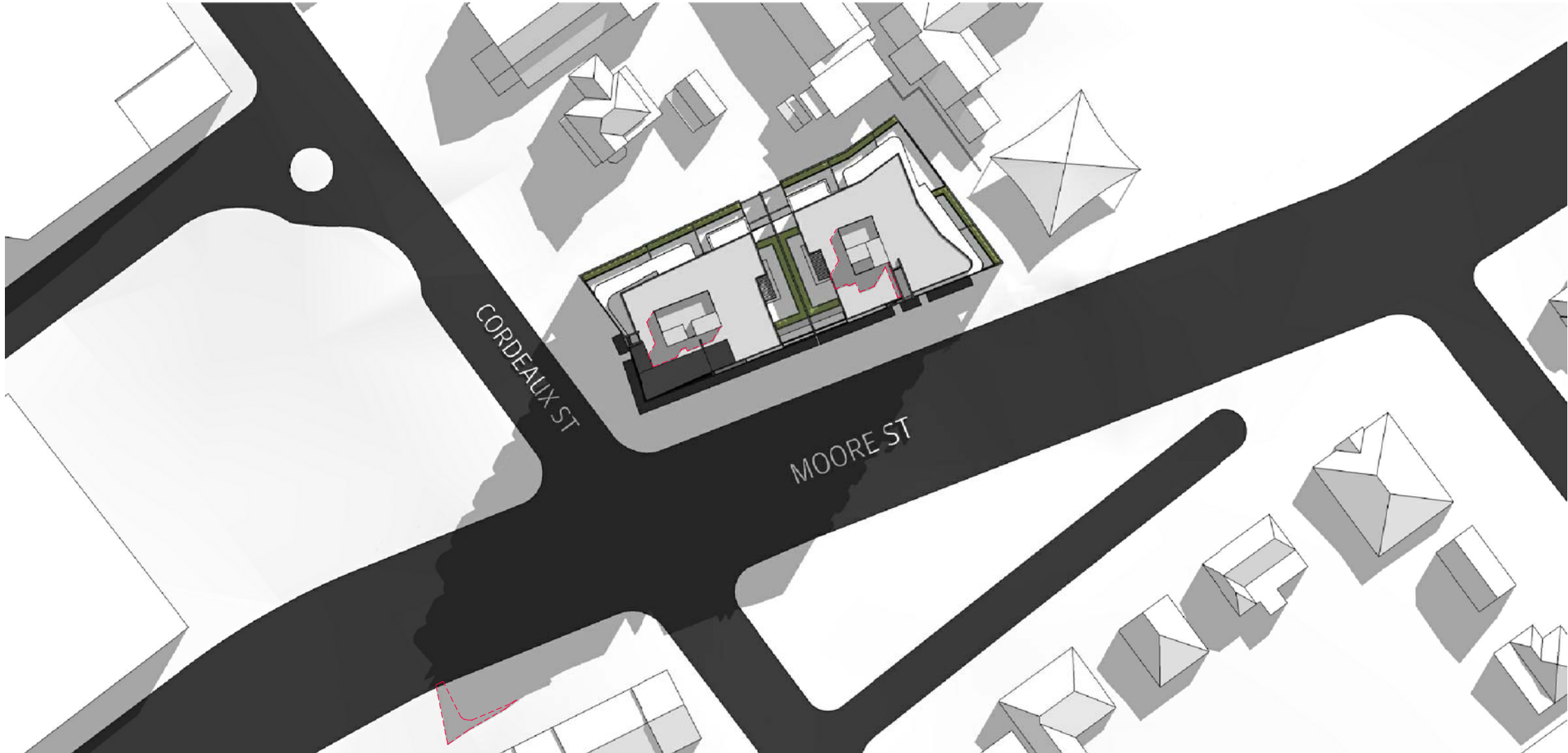
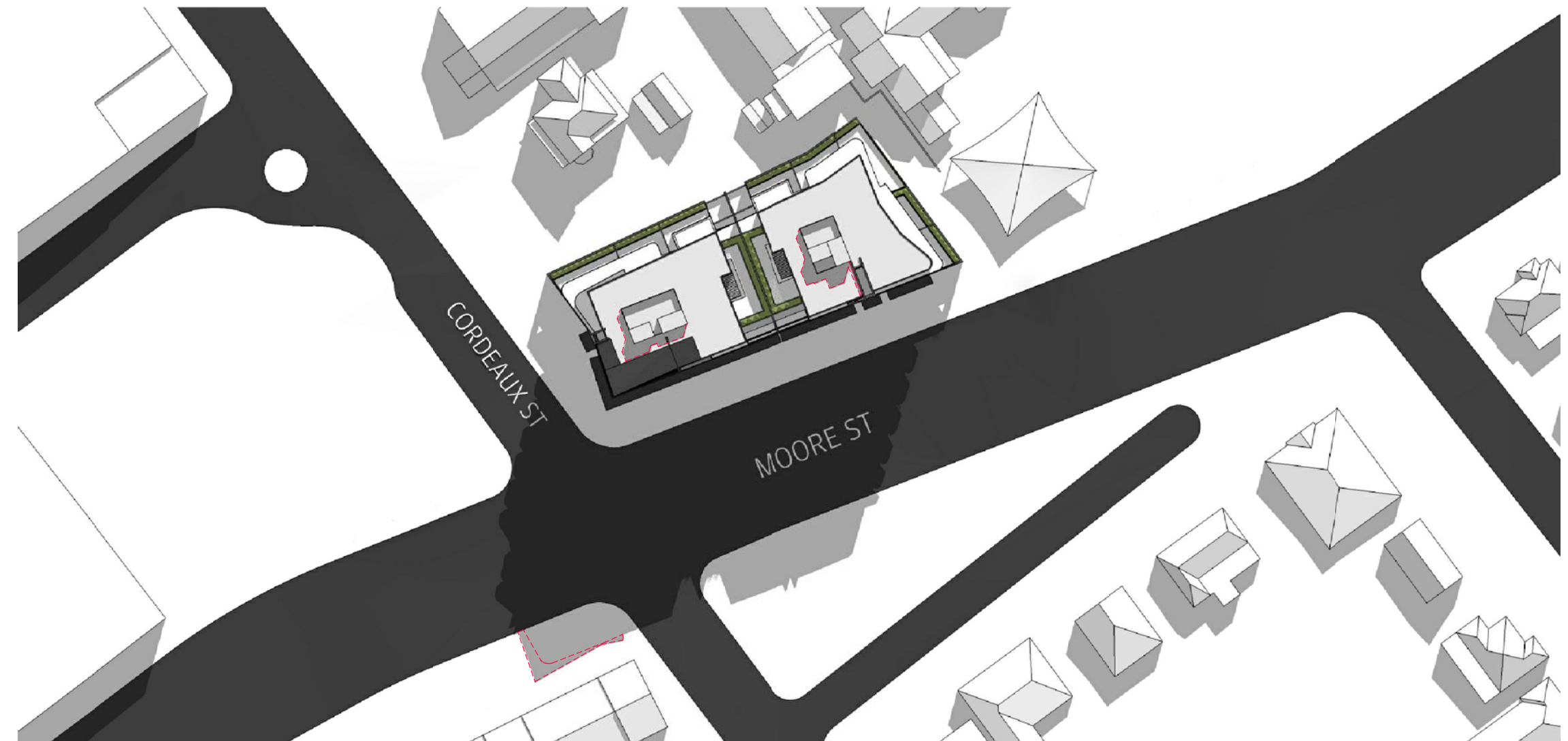




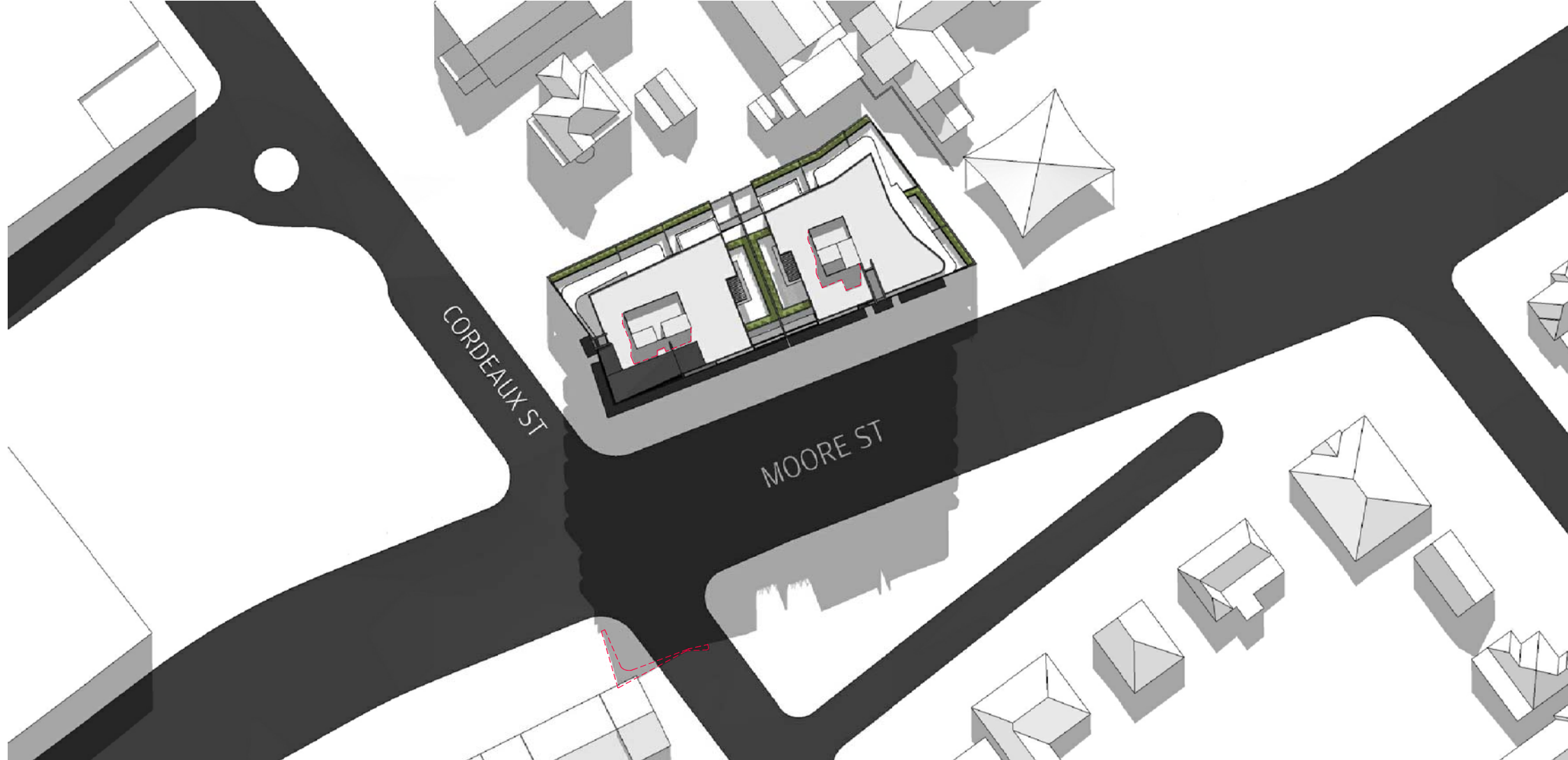
01 9 AM / JUNE 21  
SCALE: NTS



02 10 AM / JUNE 21  
SCALE: NTS



03 11 AM / JUNE 21  
SCALE: NTS



04 12 PM / JUNE 21  
SCALE: NTS

GENERAL NOTES:

- All work to comply with Building Code of Australia, requirements of relevant Statutory Authorities/ Local Government & relevant Australian Building Standards
- Contractor to verify all dimensions on site before commencing work- should a discrepancy be identified please confirm with Architect prior to proceeding (do not scale from drawings)
- Copyright of design shown hereon is retained by this office and authority is required for any reproduction
- Drawings for DEVELOPMENT APPLICATION purpose only and NOT FOR CONSTRUCTION
- When proprietary products are referred to, install in accordance with the manufacturers written instructions

PLAN LEGEND:

- AW AWNING (TO FUTURE DETAIL)
- B BOLLARD
- ELEC ELECTRICAL SERVICES (TO FUTURE ENG'S DETAILS)
- FE FIRE EXTINGUISHER
- FG FLOOR GRATE
- FH FIRE HYDRANT
- VL FIXED VERTICAL LOUVRES
- HS HIGHLIGHT WINDOW ABOVE WALL
- LS LANDSCAPING (REFER TO LANDSCAPE ARCHITECTS DRAWINGS)
- MA MAINTENANCE ACCESS
- MB MAIL BOX TO FUTURE DETAIL
- MS MOBILE SCREEN
- MV MECHANICAL RISER (TBC BY CONSULTANT- PRELIMINARY LOCATION ONLY)
- NGL NATURAL GROUND LEVEL
- PB PLANTER BOX (TO FUTURE DETAIL)
- PS PRIVACY SCREEN
- SB SAFETY BARRIER (TBC BY CONSULTANT- PRELIMINARY LOCATION ONLY)
- RP RIVER PEBBLES (FOR LOCATIONS ON FLAT CONC. ROOF WITH INSULATION AS REQUIRED)
- SL SUN LOUVRE SYSTEM
- CWT CENTRALISED WATER TANK TO FUTURE DETAIL
- RWT RAINWATER TANK TO FUTURE DETAIL
- R RECYCLE BINS
- RT RETAINING WALL
- TD TILT DOOR

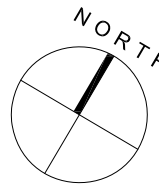
ELEVATIONS LEGEND:

- AW AWNING (TO FUTURE DETAIL)
- FB FACE BRICK
- GB FRAMELESS TOUGHENED GLASS BALUSTRADE (TO BCA/ AUSTRALIAN STANDARDS)
- HL HORIZONTAL LOUVRES
- MF METAL FENCE
- MS MOBILE FEATURE SCREEN
- OP OPAQUE GLAZING
- PC PANEL CLADDING
- PS METAL PRIVACY SCREEN (TO FUTURE SELECTION/DETAIL)
- PT PAINT FINISH
- RD ROLLER DOOR
- RW RENDERED WALL/ SELECTED PAINT FINISH
- SRW SCORED RENDERED WALL

NON-COMPLIANT HEIGHT LIMIT  
SHADOW CAST

DEVELOPMENT APPLICATION

28 CORDEAUX STREET,  
CAMPBELLTOWN  
PROJECT No. 1530  
CLIENT: PROPERTY LOGIC



SCALE BAR  
1:400 @ A3  
1:200 @ A1  
0 4 10m

DATE	DESCRIPTION	REVISION
01.08.2016	ISSUE FOR DEVELOPMENT APPLICATION	A

DA 610  
SHADOW DIAGRAMS 9AM-12PM

PBD | ARCHITECTS

A B N 36 147 035 550  
P - (02) 9698 8140 E - info@pbdarchitects.com.au W - www.pbdarchitects.com.au  
Level 2, 52 Albion Street, Surry Hills NSW 2010

Contractor to verify all dimensions on site before commencing work.  
Copyright of designs shown hereon is retained by this office and authority is required for any reproduction.

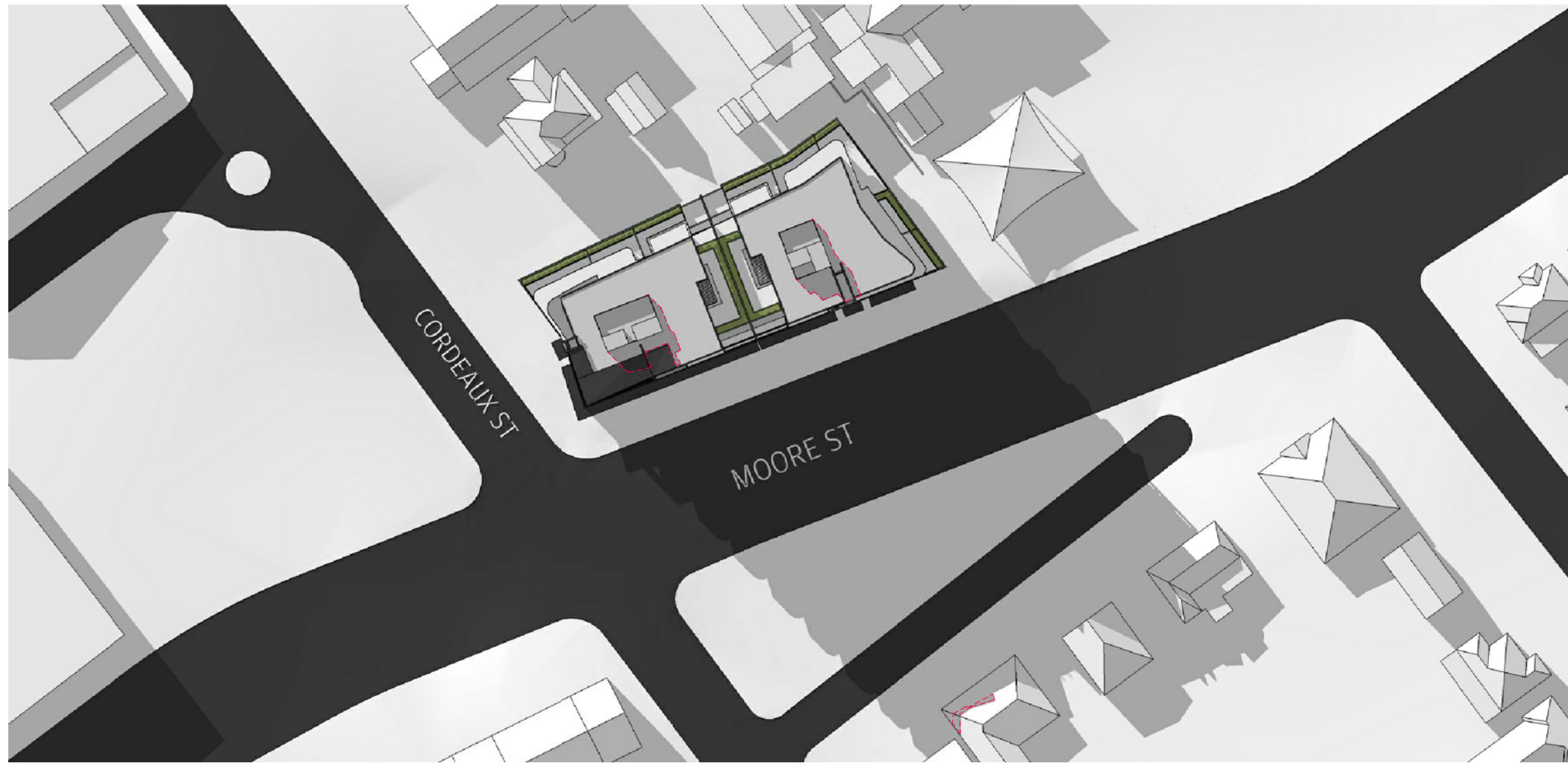




01 1 PM / JUNE 21  
SCALE: NTS



02 2 PM / JUNE 21  
SCALE: NTS



03 3 PM / JUNE 21  
SCALE: NTS

GENERAL NOTES:

- All work to comply with Building Code of Australia, requirements of relevant Statutory Authorities/ Local Government & relevant Australian Building Standards
- Contractor to verify all dimensions on site before commencing work- should a discrepancy be identified please confirm with Architect prior to proceeding (do not scale from drawings)
- Copyright of design shown hereon is retained by this office and authority is required for any reproduction
- Drawings for DEVELOPMENT APPLICATION purpose only and NOT FOR CONSTRUCTION
- When proprietary products are referred to, install in accordance with the manufacturers written instructions

PLAN LEGEND:

- AW AWNING (TO FUTURE DETAIL)
- B BOLLARD
- ELEC ELECTRICAL SERVICES (TO FUTURE ENG'S DETAILS)
- FE FIRE EXTINGUISHER
- FG FLOOR GRATE
- FH FIRE HYDRANT
- VL FIXED VERTICAL LOUVRES
- HS HIGHLIGHT WINDOW ABOVE WALL
- LS LANDSCAPING (REFER TO LANDSCAPE ARCHITECTS DRAWINGS)
- MA MAINTENANCE ACCESS
- MB MAIL BOX TO FUTURE DETAIL
- MS MOBILE SCREEN
- MV MECHANICAL RISER (TBC BY CONSULTANT- PRELIMINARY LOCATION ONLY)
- NGL NATURAL GROUND LEVEL
- PB PLANTER BOX (TO FUTURE DETAIL)
- PS PRIVACY SCREEN
- SB SAFETY BARRIER (TBC BY CONSULTANT- PRELIMINARY LOCATION ONLY)
- RP RIVER PEBBLES (FOR LOCATIONS ON FLAT CONC. ROOF WITH INSULATION AS REQUIRED)
- SL SUN LOUVRE SYSTEM
- CWT CENTRALISED WATER TANK TO FUTURE DETAIL
- RWT RAINWATER TANK TO FUTURE DETAIL
- R RECYCLE BINS
- RT RETAINING WALL
- TD TILT DOOR

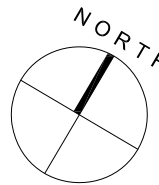
ELEVATIONS LEGEND:

- AW AWNING (TO FUTURE DETAIL)
- FB FACE BRICK
- GB FRAMELESS TOUGHENED GLASS BALUSTRADE (TO BCA/ AUSTRALIAN STANDARDS)
- HL HORIZONTAL LOUVRES
- MF METAL FENCE
- MS MOBILE FEATURE SCREEN
- OP OPAQUE GLAZING
- PC PANEL CLADDING
- PS METAL PRIVACY SCREEN (TO FUTURE SELECTION/DETAIL)
- PT PAINT FINISH
- RD ROLLER DOOR
- RW RENDERED WALL/ SELECTED PAINT FINISH
- SRW SCORED RENDERED WALL

NON-COMPLIANT HEIGHT LIMIT  
SHADOW CAST

DEVELOPMENT APPLICATION

28 CORDEAUX STREET,  
CAMPBELLTOWN  
PROJECT No. 1530  
CLIENT: PROPERTY LOGIC



SCALE BAR  
1:400 @ A3  
1:200 @ A1  
0 4 10m

DATE	DESCRIPTION	REVISION
01.08.2016	ISSUE FOR DEVELOPMENT APPLICATION	A

DA 611  
SHADOW DIAGRAMS 1PM-3PM

PBD | ARCHITECTS

A B N 36 147 035 550  
P - (02) 9698 8140 E - info@pbdarchitects.com.au W - www.pbdarchitects.com.au  
Level 2, 52 Albion Street, Surry Hills NSW 2010

Contractor to verify all dimensions on site before commencing work.  
Copyright of designs shown hereon is retained by this office and authority is required for any reproduction.





01 9 AM / JUNE 21  
SCALE: NTS



02 10 AM / JUNE 21  
SCALE: NTS



03 11 AM / JUNE 21  
SCALE: NTS



04 12 PM / JUNE 21  
SCALE: NTS

GENERAL NOTES:

- All work to comply with Building Code of Australia, requirements of relevant Statutory Authorities/ Local Government & relevant Australian Building Standards
- Contractor to verify all dimensions on site before commencing work- should a discrepancy be identified please confirm with Architect prior to proceeding (do not scale from drawings)
- Copyright of design shown hereon is retained by this office and authority is required for any reproduction
- Drawings for DEVELOPMENT APPLICATION purpose only and NOT FOR CONSTRUCTION
- When proprietary products are referred to, install in accordance with the manufacturers written instructions

PLAN LEGEND:

- AW AWNING (TO FUTURE DETAIL)
- B BOLLARD
- ELEC ELECTRICAL SERVICES (TO FUTURE ENG'S DETAILS)
- FE FIRE EXTINGUISHER
- FG FLOOR GRATE
- FH FIRE HYDRANT
- VL FIXED VERTICAL LOUVRES
- HS HIGHLIGHT WINDOW ABOVE WALL
- LS LANDSCAPING (REFER TO LANDSCAPE ARCHITECTS DRAWINGS)
- MA MAINTENANCE ACCESS
- MB MAIL BOX TO FUTURE DETAIL
- MS MOBILE SCREEN
- MV MECHANICAL RISER (TBC BY CONSULTANT- PRELIMINARY LOCATION ONLY)
- NGL NATURAL GROUND LEVEL
- PB PLANTER BOX (TO FUTURE DETAIL)
- PS PRIVACY SCREEN
- SB SAFETY BARRIER (TBC BY CONSULTANT- PRELIMINARY LOCATION ONLY)
- RP RIVER PEBBLES (FOR LOCATIONS ON FLAT CONC. ROOF WITH INSULATION AS REQUIRED)
- SL SUN LOUVRE SYSTEM
- CWT CENTRALISED WATER TANK TO FUTURE DETAIL
- RWT RAINWATER TANK TO FUTURE DETAIL
- R RECYCLE BINS
- RT RETAINING WALL
- TD TILT DOOR

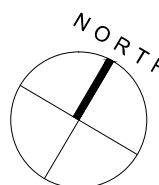
ELEVATIONS LEGEND:

- AW AWNING (TO FUTURE DETAIL)
- FB FACE BRICK
- GB FRAMELESS TOUGHENED GLASS BALUSTRADE (TO BCA/ AUSTRALIAN STANDARDS)
- HL HORIZONTAL LOUVRES
- MF METAL FENCE
- MS MOBILE FEATURE SCREEN
- OP OPAQUE GLAZING
- PC PANEL CLADDING
- PS METAL PRIVACY SCREEN (TO FUTURE SELECTION/DETAIL)
- PT PAINT FINISH
- RD ROLLER DOOR
- RW RENDERED WALL/ SELECTED PAINT FINISH
- SRW SCORED RENDERED WALL

DEVELOPMENT APPLICATION

28 CORDEAUX STREET,  
CAMPBELLTOWN

PROJECT No. 1530  
CLIENT: PROPERTY LOGIC



SCALE BAR  
1:400 @ A3  
1:200 @ A1  
0 4 10m

DATE	DESCRIPTION	REVISION
01.09.2016	ISSUE FOR DEVELOPMENT APPLICATION	A

DA 710  
SOLAR VIEW DIAGRAM 9AM-12PM

PBD | ARCHITECTS

A B N 36 147 035 550  
P - (02) 9698 8140 E - info@pbdarchitects.com.au W - www.pbdarchitects.com.au  
Level 2, 52 Albion Street, Surry Hills NSW 2010

Contractor to verify all dimensions on site before commencing work.  
Copyright of designs shown hereon is retained by this office and authority is required for any reproduction.





01 1 PM / JUNE 21  
SCALE: NTS



02 2 PM / JUNE 21  
SCALE: NTS



03 3 PM / JUNE 21  
SCALE: NTS

GENERAL NOTES:

- All work to comply with Building Code of Australia, requirements of relevant Statutory Authorities/ Local Government & relevant Australian Building Standards
- Contractor to verify all dimensions on site before commencing work- should a discrepancy be identified please confirm with Architect prior to proceeding (do not scale from drawings)
- Copyright of design shown hereon is retained by this office and authority is required for any reproduction
- Drawings for DEVELOPMENT APPLICATION purpose only and NOT FOR CONSTRUCTION
- When proprietary products are referred to, install in accordance with the manufacturers written instructions

PLAN LEGEND:

- AW AWNING (TO FUTURE DETAIL)
- B BOLLARD
- ELEC ELECTRICAL SERVICES (TO FUTURE ENG'S DETAILS)
- FE FIRE EXTINGUISHER
- FG FLOOR GRATE
- FH FIRE HYDRANT
- VL FIXED VERTICAL LOUVRES
- HS HIGHLIGHT WINDOW ABOVE WALL
- LS LANDSCAPING (REFER TO LANDSCAPE ARCHITECTS DRAWINGS)
- MA MAINTENANCE ACCESS
- MB MAIL BOX TO FUTURE DETAIL
- MS MOBILE SCREEN
- MV MECHANICAL RISER (TBC BY CONSULTANT- PRELIMINARY LOCATION ONLY)
- NGL NATURAL GROUND LEVEL
- PB PLANTER BOX (TO FUTURE DETAIL)
- PS PRIVACY SCREEN
- SB SAFETY BARRIER (TBC BY CONSULTANT- PRELIMINARY LOCATION ONLY)
- RP RIVER PEBBLES (FOR LOCATIONS ON FLAT CONC. ROOF WITH INSULATION AS REQUIRED)
- SL SUN LOUVRE SYSTEM
- CWT CENTRALISED WATER TANK TO FUTURE DETAIL
- RWT RAINWATER TANK TO FUTURE DETAIL
- R RECYCLE BINS
- RT RETAINING WALL
- TD TILT DOOR

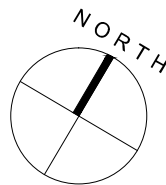
ELEVATIONS LEGEND:

- AW AWNING (TO FUTURE DETAIL)
- FB FACE BRICK
- GB FRAMELESS TOUGHENED GLASS BALUSTRADE (TO BCA/ AUSTRALIAN STANDARDS)
- HL HORIZONTAL LOUVRES
- MF METAL FENCE
- MS MOBILE FEATURE SCREEN
- OP OPAQUE GLAZING
- PC PANEL CLADDING
- PS METAL PRIVACY SCREEN (TO FUTURE SELECTION/DETAIL)
- PT PAINT FINISH
- RD ROLLER DOOR
- RW RENDERED WALL/ SELECTED PAINT FINISH
- SRW SCORED RENDERED WALL

DEVELOPMENT APPLICATION

28 CORDEAUX STREET,  
CAMPBELLTOWN

PROJECT No. 1530  
CLIENT: PROPERTY LOGIC



SCALE BAR  
1:400 @ A3  
1:200 @ A1  
0 4 10m

DATE	DESCRIPTION	REVISION
01.09.2016	ISSUE FOR DEVELOPMENT APPLICATION	A

DA 711  
SOLAR VIEW DIAGRAM 1PM-3PM

PBD | ARCHITECTS

A B N 36 147 035 550  
P - (02) 9698 8140 E - info@pbdarchitects.com.au W - www.pbdarchitects.com.au  
Level 2, 52 Albion Street, Surry Hills NSW 2010

Contractor to verify all dimensions on site before commencing work.  
Copyright of designs shown hereon is retained by this office and authority is required for any reproduction.